


Diving the rebreather

- Entry procedures
- Surface protocols
- Descending
- Bottom portion
- Ascending
- Surface after the dive
- Getting out




Entry procedures

- Shore vs. big boat vs. small boat
- Loop closed, enter on OC
- Are you ready?
- Team ready?
- Crew ready?



Picture of a CCR diver entering the water


Surface protocols



- Surface may not be as safe as you think
- Dive starts when you get in the water
- Switch to the loop when you and your team are ready to descend
- Relax
- Don't fight the water

Descending

- descend as a team
- management of many things on the way down
- Stay in control of your buoyancy



Bottom portion

- Order of Priority

1. P.P.O2
2. Loop Volume
3. Buoyancy
4. Drysuit volume
5. BC volume


- Never add good gas on top of bad gas

Diving at constant depth

Dealing with a small ascent ahead

Dealing with a small descent ahead


Ascending



- 3 items to vent
- stay on top of your ppo2
- exhale form the nose
- be proactive

Surface after the dive

- Much the same as when you got in
- You are not done yet
- close loop before you take out the mouthpiece



Getting out

- Entry procedures
- Surface protocols
- Descending
- Bottom portion
- Ascending
- Decompressions / Min deco stops
- Surface after the dive
- Getting out

